

Sistema colgante
Pendant system



Scenic Line

ACCESORIOS

ACCESSORIES




Perfiles-soporte / Profile support

SLC Juego perfiles metro lineal a medida (en mm)
Set of profiles by linear meter to order (mm)


SLC 2000 2000 mm (suministro 2 unidades) / 2000 mm (2 units)

SLC 3000 3000 mm (suministro 2 unidades) / 3000 mm (2 units)




Unión lineal / Linear joint

SL-UL




Uniones regulables / Adjustable joints


SL-CD Unión gradual 90° a 180° / Expanding joint 90 - 180°



SL-TE Unión gradual en "T" o "Y" / Adjustable T / Y-joint



SL-CZ Unión fija. Unión en "cruz" / Fixed joint. X-joint



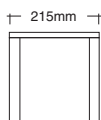
Tapa final / End cap

SL-TF



Suspensión cable de acero autorregulable de 2 m Adjustable 2 m steel suspension cable

T 208/SL Separación recomendada 1,5 mts
Suggest lenght between suspensions 1,5 mts



[**Accesorios generales para estructurar el sistema en líneas continuas mediante perfiles de aluminio, uniones, tapas finales y suspensiones.**

Acabados en gris metalizado, blanco B, negro N]

[**A range of accessories for building track lighting systems, including joints, end caps and suspension kits.**

Finished in metallic grey, white B, black N]