

Luminarias fluorescentes
Fluorescent luminaires

Salas blancas IP65
Clean rooms IP65




Luminarias
Luminaires







LUMINARIAS DE LUZ DIFUSA

DIFFUSE LIGHT LUMINAIRES

Empotrables para techos recortables / Recess for cut-out ceilings

| | | | |
|---|----------------|--|-------------|
|  | T26 | medidas measurements LxAxH / LxWxH | |
|  | LAB 236 | 2 x 36 W | 1302x322 mm |
|  | LAB 258 | 2 x 58 W | 1602x322 mm |

Con equipo electrónico.
With electronic control gear.

| | | | |
|---|----------------|--|-------------|
|  | T5 | medidas measurements LxAxH / LxWxH | |
|  | LAB 614 | 6 x 14 W | 650x650 mm |
|  | LAB 254 | 2 x 54 / 2 x 28 W | 1250x322 mm |
|  | LAB 249 | 2 x 49 / 2 x 35 W | 1550x322 mm |

Con equipo electrónico y electrónico multipotencia  control gear.
With electronic and electronic multipower  control gear.

[Luminarias de empotrar IP65 diseñadas para salas blancas. Óptica difusor de metacrilato opal. Registrables por debajo. Opciones con equipos electrónicos regulables ER. Soportes de fijación a techo incorporados. Acabado color blanco]

[IP65 for clean rooms luminaires. Opal metacrylate diffuser. Acces from underneath. ER dimmer available as an option. Ceiling clamp pieces incorporated. Finished in white]

