





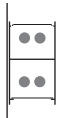

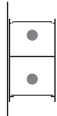
[ Luminaria aplique de pared en aluminio, completa con elementos de fijación a pared. Difusor de metacrilato opal para luz directa y para luz indirecta. Doble encendido con control independiente de la luz directa e indirecta. Acabados en gris metalizado, blanco B y negro mate N ]



[ Aluminium wall-mounted luminaire complete with mounting elements. Opal methacrylate (direct light) and (indirect light). Separate direct/indirect ON-OFF control. Finished in metallic grey, white B and matt black N ]

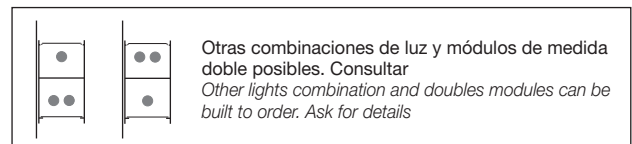
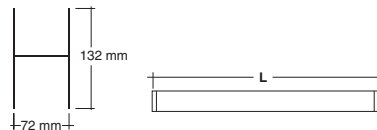
**LUMINARIAS DE SUPERFICIE**

SURFACE-MOUNTED LUMINAIRES

Apliques de pared / Wall lights

				
		Directo / Direct	Indirecto / Indirect	L Longitud Length
		2 x 24 / 2 x 14 + 2 x 24 / 2 x 14 W	2 x 24 / 2 x 14 W	685 mm
		<b>AHA 454</b>	2 x 54 / 2 x 28 + 2 x 54 / 2 x 28 W	1285 mm
		<b>AHA 449</b>	2 x 49 / 2 x 35 + 2 x 49 / 2 x 35 W	1585 mm
		1 x 24 / 1 x 14 + 1 x 24 / 1 x 14 W	1 x 24 / 1 x 14 W	685 mm
		<b>AHA 254</b>	1 x 54 / 1 x 28 + 1 x 54 / 1 x 28 W	1285 mm
		<b>AHA 249</b>	1 x 49 / 1 x 35 + 1 x 49 / 1 x 35 W	1585 mm

Con equipo electrónico multipotencia   
Incluido tubos fluorescentes T5 luz 840, el de mayor potencia  
With electronic multipower  control gear  
T5 840 fluorescent tubes included, maximum power lamp



Otras combinaciones de luz y módulos de medida doble posibles. Consultar  
Other lights combination and doubles modules can be built to order. Ask for details